

TRENCHER 60/70 Range

Specialised in trenching

A **TRENCHER** is a pavement cutting machine that can operate with either one or two blades of Ø350 mm (14") or Ø400 mm (16") and Ø450 mm (18") or Ø500 mm (20").

The distance between the two blades can be adjusted to 60 cm, 65 cm. and 70 cm. (24", 26" and 28").

The main use of the **TRENCHER** is to perform two parallel cuts in one pass, so the excavator can follow digging behind. If the surface to cut is steep, the machine needs only to work downwards.


It can also be operated as a conventional cutter, with the blade placed on either sides.

Besides, the **TRENCHER** can also be adapted, with the optional accessories needed, to perform two very close parallel cuts of 5 cm, 8 cm or 10 cm wide.

It is a very rugged and all-round machine, improved for heavy duty works always performing with precision and reliability.



Cutting width possibilities:



FEATURES AND BENEFITS OF THE TRENCHER RANGE



Cutting depth operated by a Ø250 mm handwheel and a gas shock absorber.



Engine assembled onto flexible rubber silent blocks to reduce vibrations.



Blade shaft, bearings and transmission fully protected.




Oil level disp stick and oil filler hole.




Anti vibration height adaptable handle bar.



Transmission by Poly-V belt, improves grip and power transmission.



Dual blade cooling system.



Regulation for three types of trench width (60, 65 and 70 cm).

Two parallel cuts just in one go.

- Ø500 mm (20") blade guards available as optional. (Only for versions Honda 23Hp, Kohler 18Hp and Lombardini 16Hp).
- Two blade guards.
- Two water tanks.
- It can cut with just one blade, either on the right or the left side.
- Locking system of cutting depth.
- Cyclone air filter 13Hp Honda motor version.
- Oil level dipstick and oil drain plug.
- Parking brake.
- Hubcaps at front and rear wheels to protect the bearings.



TRENCHER 60/70




TIME SAVING AND INCREASED PRODUCTIVITY:



1







A single line needs to be drawn. This will be the guide for one of the two blades while cutting.



2

Following the drawn line, the machine will perform **two parallel cuts in one go** at the selected width.

COMPARING SINGLE CUT / DOUBLE CUT OF A 100 m TRENCH ON ASPHALT

						
Machine	Metres cut	Waiting time	Machine downtime	Fuel consumption	Cutting time used	
COBRA 45	200 m to run for cutting two parallel lines of 100 m.	More than an hour of backhoe loader waiting time before start digging.	16 water refills needed.	Longer working time: higher fuel consumption.	2 hours y 40 min	
TRENCHER	Only 100 m to run for cutting two parallel lines	No waiting time.	Only 12 water refills needed.	Less working time: lower fuel consumption.	2 hours y 5 min	
	17,8 min less to perform the two cuts.	71 min waiting time saving for the backhoe loader.	17,2 min saved in the cutting process.	4% fuel saving.	35 min less time for every 100 metres cut.	

	TRENCHER 60/70			
Item code	2579	2580	2581	2582
Motor type	4-stroke / Gasoline			4-stroke / Diesel
Model motor	Honda GX390 CYC	Honda GX630	Kohler CH620	Lombardini 25 LD
Motor starter	Recoil		Electric	
HP	13	23	18	16
Blade bore diameter (mm / in)	25,4 / 1"			
Max. blade diameter (mm / in)	400 / 14"			
Max. cutting depth (mm / in)	120 / 4,7"			
Water tank capacity (L. Gal.)	40 + 20 / 10,5 + 5,2			
Net weight (Kg. / lbs.)	140 / 309	161 / 355	144 / 317	229 / 505
Packaging dimensions L x W x H (mm / in)	1500 x 840 x 1180 / 59" x 33" x 46,4"			
Disc included	No			